




## NEST Provision Literacy Text Map

	Autumn One	Autumn Two	Spring One	Spring Two	Summer One	Summer Two
Core Text	 <p>The Colour Monster</p> <p>Colour monster</p>	 <p>Leaf Man</p> <p>Leaf man</p>	 <p>SUPERHEROES DON'T GET SCARED</p> <p>Superheroes don't get scared</p>	 <p>ROALD DAHL THE ENORMOUS CROCODILE</p> <p>Enormous crocodile</p>	 <p>The World Made a RAINBOW</p> <p>The world made a rainbow</p>	 <p>My Monster and Me</p> <p>My Monster and Me</p>
Other texts to be used alongside these books.	<p>Colour monster goes to school</p> <p>Harry and the dinosaurs go to school</p>	<p>Stick man</p> <p>Going on a leaf hunt</p>	<p>Supertato</p> <p>10 little superheroes</p>	<p>Roald dahl -</p> <p>Dirty beasts</p>	<p>The dot</p> <p>The magic paintbrush</p>	<p>Worrysaurus</p> <p>Today I'm strong</p>

## Classic Text - colour monster AUTUMN 1

<u>Wk</u>	<u>Literacy activities</u>	<u>Additional activities</u>
1	Children to draw their own jars for each emotion and fill them with what makes them feel each way.	Maths - collecting things around the classroom and sorting them into different colours. Outdoor colour hunt. Can they match objects to the colours of the colour monsters?
2	Learning to spell and sound out the words of the colours. Sight reading the words.	Creating painted colour monsters based on how they feel.
3	Learning to spell and sound the emotion words. Sight reading the words.	Creating different colours to represent different feelings. Feelings chart with the colour monsters to represent feelings.
4	Different words to describe feelings. Feely bags with different objects - how does each one make them feel?	Listening to different music and thinking about how music can make us feel.
5	Learn different adjectives to describe the different monsters.	Making their own colour jars using sand art, materials/art equipment.
6	Children to draw their own colour monster and use adjectives to describe the monster.	Make Colour Monster puppets and use these to put on a show. Worry monster puppets.
7	Draw their own story map of the colour monster.	Moving our bodies to express different feelings -

		stomping, jumping, walking, rolling etc
--	--	---

### Classic Text - Leaf Man - Autumn 2

Wk	Literacy activities	Additional activities
1	Adjectives to describe autumn. Look at key words used for Autumn.	Go on an autumn hunt in the outdoor learning area collecting leaves to make their own leaf man.
2	Feelings - how is the leaf man feeling throughout the book?	Leaf and stick rubbing from another nature walk around school. Autumn collages
3	Leaf man has been blown to the park - write labels for what he can see.	Counting using sticks - number bonds to 10 Sorting activities this will include: Natural and manmade materials e.g. small toys, leaves,
4	Create own leaf man character - describe verbally.	Change in weather and what clothes we wear.- what should we dress the bear in different weather? Know that leaves change colour in Autumn and discuss these colour changes.
5	Children to make their own leaf man and take pictures of him around the school - then write a	Use musical instruments to create sounds to represent sounds heard on nature walks.

	sentence for the picture/ label	Make a musical instrument with simple art resources.
6		Basic Skills
7		Basic Skills

**Classic Text - super heroes don't get scared - SPRING 1**

<u>Wk</u>	Literacy activities	Additional activities
1	Look at adjectives to describe superheroes.	Create their own superhero cape/hat/ wings etc
2	Children to draw and label themselves as a superhero.	What foods do superheroes need to eat? Create a healthy superhero lunch (Real food) <a href="#">AQA unit award link</a>
3	Reading - children to answer simple retrieval questions about the text - discussing feelings.	Junk modelling making superhero accessories

4	Draw pictures of the different things the superheroes get scared of - then draw pictures of what scares them.	Maths - 10 little superheroes book - lots of counting.
5	Write a superhero potion - what makes a good superhero. Follow instructions to make their own potion.	How do things fly? Play with parachutes - can they make their own as a group for a teddy?
6	Draw their own comic strip/ create a comic strip as a group.	Understand about fears - and how to overcome them
7	Retell a superhero story as a class. Roleplay and record.	Physically - children to use their superhero abilities to move around obstacles/ Sensory circuits/ PE opportunities

**Classic Text - the enormous crocodile - SPING 2**

<u>Wk</u>	<u>Literacy activities</u>	<u>Additional activities</u>
1	Feelings - children to record how characters are feeling in different parts of the book.	Make their own crocodiles - junk models

2	Menu - write a menu for the crocodile so he does not eat the children.	Create a meal for the crocodile (either real food or using imaginary play)
3	Research crocodiles - label a real crocodile.	Physical - move around the room like the sneaky crocodile - also hide like the crocodile (hide and seek) <i>PE link</i>
4	To draw an animal of their choosing - write some sentences about this animal. Group Fact file using pictures and labels.	Can the children make a disguise for a toy crocodile? Work together as a group.
5		Basic Skills
6		Basic Skills

**Classic Text - the world made a rainbow SUMMER 1**

<u>Wk</u>	<u>Literacy Activities</u>	<u>Additional activities</u>
1	Talk about why it is important for people to come together.	Children to paint a large rainbow
2	Write about feelings - how working as a team helps	Learning the nursery rhyme and performing with musical instruments
3	Make a rainbow following instructions (pictures to be taken)	Children to collage rainbows using a range of different materials
4	Children to create a set of instructions from the rainbow making week earlier	Make a rainbow of healthy foods- discuss colours and tastes/textures -AQA Unit award link

5	Adjectives/colour words - children to write a simple description of a rainbow.	Children to look at what they would like to be when they are older.
---	--	---

**Classic Text - My monster and Me - SUMMER 2**

<u>Wk</u>	<u>Literacy activities</u>	<u>Additional activities</u>
1	Reading - discuss how the character is feeling at different points of the story - label these on pictures taken from the book	Work on feelings and emotions. Use feelings puppets, emotions cards and feely bag to pick out different objects.
2	Children to draw and label what they think their own monster would look like - using adjectives.	Children to make their monster using different equipment
3	Write their own story about the monster. This could be a group activity where everyone contributes their ideas and scribed by the adults.	Music - tie music to different parts of the book and how the characters are feeling at certain points.
4	Comic strip about emotions children to write caption for each emotion.	Discussion/work on what children can use to help themselves when they feel a certain way/ emotion.
5		Basic Skills
6		Basic Skills
7		